

**Effect of hydrostatic pressure and uniaxial strain on the electronic structure of  $\text{Pb}_{1-x}\text{Sn}_x\text{Te}$** Matthias Geilhufe,<sup>1</sup> Sanjeev K. Nayak,<sup>2,\*</sup> Stefan Thomas,<sup>1</sup> Markus Däne,<sup>3</sup> Gouri S. Tripathi,<sup>4</sup>  
Peter Entel,<sup>5</sup> Wolfram Hergert,<sup>2</sup> and Arthur Ernst<sup>1</sup><sup>1</sup>Max Planck Institute of Microstructure Physics, Weinberg 2, 06120 Halle, Germany<sup>2</sup>Institute of Physics, Martin Luther University Halle-Wittenberg, Von-Seckendorff-Platz 1, 06120 Halle, Germany<sup>3</sup>Physical and Life Sciences, Lawrence Livermore National Laboratory, PO Box 808, L-372, Livermore, California 94551, USA<sup>4</sup>Physics Department, Berhampur University, Berhampur 760007, Odisha, India<sup>5</sup>Faculty of Physics and CENIDE, University of Duisburg-Essen, 47048 Duisburg, Germany

(Received 18 August 2015; revised manuscript received 6 November 2015; published 9 December 2015)

The electronic structure of  $\text{Pb}_{1-x}\text{Sn}_x\text{Te}$  is studied by using the relativistic Korringa-Kohn-Rostoker Green function method in the framework of density functional theory. For all concentrations  $x$ ,  $\text{Pb}_{1-x}\text{Sn}_x\text{Te}$  is a direct semiconductor with a narrow band gap. In contrast to pure lead telluride, tin telluride shows an inverted band characteristic close to the Fermi energy. It will be shown that this particular property can be tuned, first, by alloying PbTe and SnTe and, second, by applying hydrostatic pressure or uniaxial strain. Furthermore, the magnitude of strain needed to switch between the regular and inverted band gap can be tuned by the alloy composition. Thus there is a range of potential usage of  $\text{Pb}_{1-x}\text{Sn}_x\text{Te}$  for spintronic applications.

DOI: [10.1103/PhysRevB.92.235203](https://doi.org/10.1103/PhysRevB.92.235203)

PACS number(s): 71.15.Mb, 71.28.+d, 71.20.-b, 81.30.Bx

**I. INTRODUCTION**

Among the narrow band gap semiconductors, SnTe and PbTe are in focus since long ago. The interest has been driven by their applications in the electronic industry, essentially because of the effective control of charge carriers achieved in these systems. Tin and lead telluride alloys are attractive due to their use as infrared photodetectors [1,2]. Furthermore, PbTe and SnTe play an important role in the fabrication of thermoelectric materials [3]. Especially by alloying, e.g., with bismuth (Bi) or antimony (Sb), a high figure of merit can be reached [4,5]. Recently, there has been revived interest in the system due to carrier controlled ferromagnetism observed by suitable doping [6–8]. SnTe and its alloy with PbTe is found to be a topological crystalline insulator, where robust conducting states are observed in their electronic structures [9,10]. A topological surface state is also predicted for PbTe–SnTe multilayers [11].

The topological characteristic in the electronic structure is related to a fundamental band inversion at the Fermi level observed for tellurides like HgTe and SnTe. In the pure solids, both PbTe and SnTe have a direct band gap at the  $L$  point of the Brillouin zone. However, whereas the analysis of the relativistic wave functions for PbTe show an even symmetry ( $L_6^+$ ) at the valence band edge and an odd symmetry ( $L_6^-$ ) at the conduction band edge, the associated irreducible representations of the states at the band edges for SnTe are arranged in reverse manner [12]. As a result, the band gap of PbTe is said to be positive, whereas the band gap of SnTe is treated as negative.

There exist various experimental reports on the change of the band gap with concentration  $x$  in  $\text{Pb}_{1-x}\text{Sn}_x\text{Te}$  [13,14]. It is found that by increasing the concentration of Sn the band gap decreases linearly up to a certain concentration  $x_0$  where the band gap vanishes. By further increasing  $x$  the band gap starts to increase linearly until the band gap of pure SnTe is

obtained. In the past, the physical properties of the alloy have been studied theoretically by means of the  $\vec{k} \cdot \vec{\pi}$  perturbation method, where the band gap is treated as a function of the concentration  $x$  and the temperature [15,16]. Alloy properties were also studied by means of the tight-binding method [17,18]. An *ab initio* investigation of  $\text{Pb}_{1-x}\text{Sn}_x\text{Te}$  was reported by Gao and Daw [19], where a quasirandom distribution of components within a supercell was used to study the alloy [20,21].

A conventional supercell approach is restricted by the number of atoms and only allows for particular concentrations. To study the electronic properties of the  $\text{Pb}_{1-x}\text{Sn}_x\text{Te}$  alloy within the whole concentration range  $0 \geq x \geq 1$  the coherent potential approximation (CPA) was applied which has been used widely for the investigation of chemical and spin disordered alloys [22–24]. The main focus of this study is to investigate the size as well as the character of the band gap in dependence of the application of hydrostatic pressure and uniaxial strain. In contrast to hydrostatic pressure, the application of uniaxial strain is technologically more relevant in thin-film and multilayers samples.

The outline of the paper is arranged as follows. After introducing the computational methods in Sec. II we discuss the electronic structure of pure PbTe and SnTe in Sec. III A. The electronic structure of the  $\text{Pb}_{1-x}\text{Sn}_x\text{Te}$  alloy as well as the influence of hydrostatic pressure is studied in Sec. III B. Finally, the influence of uniaxial strain is discussed in Sec. III C.

**II. COMPUTATIONAL METHODS**

The electronic structure calculations were performed by means of the Korringa-Kohn-Rostoker Green function method (KKR) [24] in the framework of density functional theory [25,26], as implemented within the computer code HUTSEPOT [27,28]. The atomic potentials of the scattering centers were obtained self-consistently by applying the scalar relativistic approximation [29,30] and the atomic sphere approximation [22]. The evaluation of the Green function in terms of spherical harmonics was expanded up to a

\*sanjeev.nayak@physik.uni-halle.de

maximal angular momentum of  $l = 3$ . The energy contour along the complex energy plane consisted of 24 points. As an approximation for the exchange-correlation functional we used the LibXC [31] implementation of PBE [32], which is a generalized gradient approximation. To properly simulate the  $\text{Pb}_{1-x}\text{Sn}_x\text{Te}$  alloy the coherent-potential approximation [33–35] was applied. Band structures were calculated in terms of the Bloch spectral function by using a fully relativistic KKR method based on the solution of the Dirac equation. The relativistic KKR code was developed in order to describe the relativistic effects like spin-orbit coupling in a suitable manner. Details can be found in Ref. [36].

$\text{Pb}_{1-x}\text{Sn}_x\text{Te}$  crystallizes in rocksalt crystal structure. For the investigation of hydrostatic pressure on the electronic structure a face-centred cubic (fcc) primitive cell is chosen, consisting of one Te atom as well as one Pb or Sn atom, respectively. To improve convergence properties of the Green function, two additional empty spheres were added at nonoccupied crystallographic sites. To simulate uniaxial strain we chose a simple cubic (sc) unit cell, which contains four times as many atoms as the primitive fcc cell. The lattice vectors are given by  $\vec{a} = (a, 0, 0)$ ,  $\vec{b} = (0, b, 0)$ , and  $\vec{c} = (0, 0, c)$ . The relation  $a_0 = b_0 = c_0$  holds for the equilibrium lattice constants. The associated dimensions of the  $\vec{k}$  mesh within the Brillouin zone were  $20 \times 20 \times 20$  for the fcc cell, as well as  $12 \times 12 \times 12$  for the sc cell.

The atomic sphere approximation is a coarse approximation for estimating equilibrium lattice constants. We thus employed the Vienna *ab initio* simulation package (VASP) for estimating the lattice parameters of the pure systems PbTe and SnTe. For the calculations  $8 \times 8 \times 8$   $\vec{k}$ -point mesh was chosen. Calculations were done using the high performance mode using a plane wave energy cutoff of 350 eV. The lattice parameters of the alloy are calculated from Vegard’s law [37], which states that the lattice constant changes linearly for  $0 < x < 1$ . Test calculations with VASP using a large unit cell agreed to the approximation fairly well.

### III. RESULTS AND DISCUSSION

#### A. Electronic structure of PbTe and SnTe

The lattice parameters and the band gap for PbTe and SnTe obtained with VASP are tabulated in Table I. The equilibrium lattice constants are found to be slightly larger than those reported in experiments [38,39]. It was observed that spin-orbit

TABLE I. Equilibrium lattice parameters and band gap calculated using VASP in comparison with experimental values. Calculations were performed with and without spin-orbit interaction, denoted as GGA and GGA+SOI, respectively.

Method	PbTe		SnTe	
	$a$ (Å)	$E_g$ (eV)	$a$ (Å)	$E_g$ (eV)
GGA	6.565	0.81	6.408	0.05
GGA + SOI	6.562	0.07	6.410	−0.11
Expt.	6.462 [38]	0.19 [43] 0.32 [45]	6.303 [39]	−0.2 – −0.3 [44]

interaction (SOI) does not influence the lattice constants. The band gap of PbTe and SnTe are estimated to be 0.81 eV and 0.05 eV in GGA. With the incorporation of SOI the valence bands and conduction bands split. The splitted bands effectively move towards each other thereby reducing the band gap to 0.07 eV and −0.11 eV for PbTe and SnTe, respectively (refer to Table I). Here, the negative band gap signifies the inversion of symmetry of the states at the band edges. Although the splitting for SnTe is smaller than for PbTe, the smaller nonrelativistic band gap of SnTe allows band inversion. In agreement with previous theoretical studies [40–42] it was found that SOI is crucial for reducing the band gap for both compounds with characteristic band inversion for SnTe.

In the framework of the fully relativistic Green function method, the Bloch spectral function (BSF)  $A_B(\vec{k}, E)$  is calculated by means of a Fourier transformation of the real-space Green function [23,24]

$$A_B(\vec{k}, E) = -\frac{1}{N\pi} \text{Im Tr} \left[ \sum_{n,n'}^N e^{i\vec{k}\cdot(\vec{R}_n - \vec{R}_{n'})} \times \int d^3r \underline{\underline{G}}(\vec{r} + \vec{R}_n, \vec{r} + \vec{R}_{n'}, E) \right]. \quad (1)$$

Due to the dimension of the Dirac equation the relativistic multiple-scattering Green function [46]  $\underline{\underline{G}}$  is a  $4 \times 4$  dimensional matrix valued function. The trace operation denotes the summation over diagonal elements of the Green function and  $E$  stands for the energy.

In the band structure of a regular semiconductor, the valence band is made up of anion character while the conduction band is made up of cation character. In band-inverted semiconductors this property is reversed. By calculating the Bloch spectral function it is possible to only take into account terms belonging to a certain site X leading to a site-resolved Bloch spectral function  $A_B^X$ . The difference of the site-resolved BSF from the cation and the anion,

$$\Delta A_B = A_B^{\text{cation}} - A_B^{\text{anion}}, \quad (2)$$

can be used as a tool for analysis of band inversion properties. In Figs. 1(a) and 1(b),  $\Delta A_B$  is plotted for PbTe and SnTe,

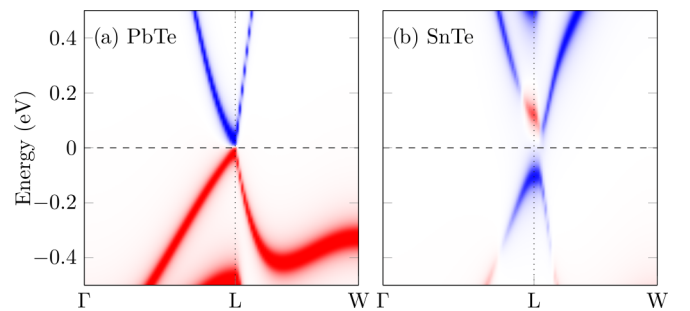


FIG. 1. (Color online) Difference between the cation and the anion contribution within the Bloch spectral function ( $\Delta A_B$ ) plotted for the  $\Gamma - L - W$  high-symmetric line in the Brillouin zone for PbTe and SnTe, respectively. The Fermi energy is set to zero. The red color signifies that the main contribution to the BSF is from the anion atom (Te), while the blue color signifies that the main contribution is from the cation atom (Pb or Sn).

respectively. From the intermixed colors near the Fermi level which is set to zero the band inversion characteristic of SnTe is clearly revealed.

### B. Electronic structure of $\text{Pb}_{1-x}\text{Sn}_x\text{Te}$ and hydrostatic pressure

In our studies of the alloy we stick to the rocksalt crystal structure over the whole range of concentration, even though a few reports on a temperature induced rhombohedral phase exist [47–49]. The electronic structure of the  $\text{Pb}_{1-x}\text{Sn}_x\text{Te}$  was investigated for various concentrations  $x$  and various lattice constants. The band gap energy was estimated by calculating the BSF [Eq. (1)] at the  $L$  point of the Brillouin zone within a small energy region  $[E_F - \Delta, E_F + \Delta]$  ( $\Delta \approx 0.2$  eV) about the Fermi energy  $E_F$  using  $N_E = 700$  energy points. All together the calculations were performed for 11 different concentrations and 20 different lattice parameters each, to produce a reasonable array of data. Since it is not possible to resolve the band gap in the region where the band gap changes sign, this array was interpolated using MATHEMATICA [50] to obtain a well defined curve.

The result in terms of band gap versus concentration and lattice constant is illustrated in Fig. 2. The vertical dashed lines show the equilibrium lattice parameter of SnTe and PbTe. Following the line of Vegard's law (angular dashed line) from pure PbTe to pure SnTe, it can be seen that with increasing amount of Sn the band gap energy decreases until it vanishes for a Sn concentration of  $\approx 40\%$  (vanishing intensity of red shade). This is in good agreement with experimental reports [13,51,52]. Lowering the Pb concentration further increases the band gap, but with an inverted band characteristic at the  $L$  point (growing intensity of blue shade). Hence the size of the band gap as well as the band characteristic of  $\text{Pb}_{1-x}\text{Sn}_x\text{Te}$  can be tuned with changing the concentration of Pb.

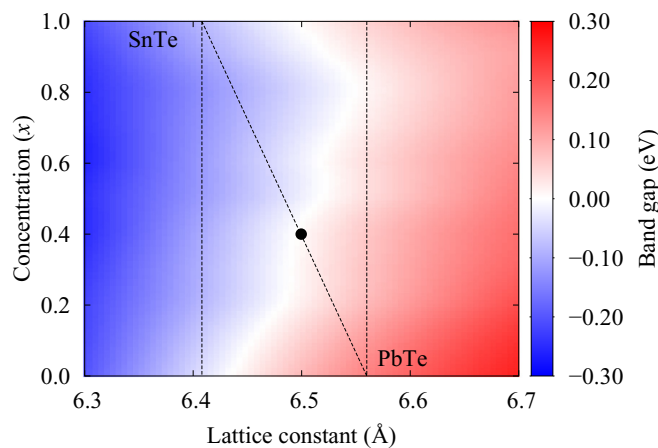


FIG. 2. (Color online) Band gap as a function of the lattice constant and the concentration  $x$  in  $\text{Pb}_{1-x}\text{Sn}_x\text{Te}$ . The gradient shade with red color represents regular band gap and the blue color represents the inverted band gap. The dashed vertical lines represent the equilibrium lattice parameters of SnTe and PbTe and the straight dashed line across represents the lattice parameters versus concentration according to Vegard's law [37]. The dot represents  $E_g = 0$  along the line obeying Vegard's law.

Starting again with pure PbTe and leaving the concentration constant, a similar behavior can be seen for compressing the crystal. Again, compression leads to a decrease of the band gap until the band gap vanishes at a lattice constant of about 6.43 Å. This value corresponds to a lowering of the lattice constant of about 2%. By using the Murnaghan equation of states,

$$P(V) = \frac{B_0}{B'} \left[ \left( \frac{V}{V_0} \right)^{-B'} - 1 \right], \quad (3)$$

together with the values  $B_0 = 37.73$  GPa and  $B' = 3.52$  obtained from our calculations, which are in good agreement with reported values for PbTe [53], it can be verified that these conditions can be obtained by applying a pressure of  $P_c \approx 2.63$  GPa. Further compression will open the band gap again but with inverted band characteristic. Our estimation of the critical pressure  $P_c$  is in very good agreement with the experimental value of 3 GPa [54]. According to Fig. 2,  $P_c$  can be tuned by varying  $x$  in the  $\text{Pb}_{1-x}\text{Sn}_x\text{Te}$  alloy.

In order to understand the electronic effects for the band gap change for the  $\text{Pb}_{1-x}\text{Sn}_x\text{Te}$  alloy, we refer to the expression of the band gap achieved by means of the tight-binding model [55],

$$E_g \approx \Delta_0 + 10t_{sp}^2 (\Delta_1^{-1} - \Delta_2^{-1})/3, \quad (4)$$

where the abbreviations

$$\Delta_0 = \bar{\epsilon}_{p,Pb/Sn} - \bar{\epsilon}_{p,Te},$$

$$\Delta_1^{-1} = \bar{\epsilon}_{p,Pb/Sn} - \epsilon_{s,Te},$$

$$\Delta_2^{-1} = \bar{\epsilon}_{p,Te} - \epsilon_{s,Pb/Sn}$$

are used. Here,  $\epsilon_{l,X}$  and  $\bar{\epsilon}_{l,X}$  are the orbital eigenvalues obtained by a nonrelativistic and a relativistic treatment for the quantum number  $l$  of element  $X$ . They are related by  $\bar{\epsilon}_{l,X} = \epsilon_{l,X} \pm 2\lambda_X$ , where  $\lambda_X$  is the spin-orbit coupling strength of element  $X$ . In principle, there are two competing effects which influence the band gap: (1) change in  $\Delta_0$  and  $t$  through the volume of the unit cell and (2) the change of the SOI strength  $\lambda$  through the concentration  $x$ . It has been suggested that the former criterion is decisive for the band gap change versus concentration [55].

From the results we conclude that both effects cause a linear change of the band gap energy. In fact, a linear scaling of the band gap among the values  $-0.11$  eV to  $0.07$  eV for  $x = 1$  and  $x = 0$  gives zero band gap at  $x = 0.39$ , which is very close to the value estimated from KKR CPA calculations,  $x = 0.4$ . Our conclusion is in agreement with Wexler and Morgan [56] who studied  $\text{Pb}_{1-x}\text{Sn}_x\text{Te}$  using a strain field and including relativistic effects in the framework of an augmented plane-wave method. It must be noted that the SOI modeled separately also leads to an almost linear change of the lattice constant [57]. In accordance to Ref. [55], this emphasizes that the band inversion characteristics can be controlled by changing the volume.

In summary, a linear behavior for the change of the band gap can be observed along the line of Vegard's law, where the equilibrium lattice constant changes linearly with respect to the composition of the alloy. The same holds true for the change of the band gap for compressed cells below the

equilibrium volume but parallel to Vegard's line. However, for larger volumes (parallel to Vegard's line), the SOI induces nonlinear effects which are reflected as the white region in Fig. 2, where  $E_g = 0$  appears nonlinearly.

### C. Strained $\text{Pb}_{1-x}\text{Sn}_x\text{Te}$ alloy

Apart from the effect of hydrostatic pressure on solids, uniaxial and biaxial strain in the alloy is technologically more relevant. Thus we have undertaken the study of band inversion characteristics in  $\text{Pb}_{1-x}\text{Sn}_x\text{Te}$  upon the action of uniaxial strain. Our attention is towards the physically interesting concentration range of 60% Pb and higher (refer to Fig. 2). Therefore, the concentrations 100%, 90%, 78%, and 60% were chosen to investigate how uniaxial strain influences the band gap. The unit cell was compressed or strained along the crystallographic  $\vec{c}$  direction. The value of  $a$  ( $= b$ ) is thereby derived with the assumption that the volume of the unit cell is fixed as  $c$  is changed. This approximation is reasonable, since the change of the volume is sufficiently small with respect to the concentration  $x$ .

The band gap as a function of  $c$  for the above mentioned concentrations is shown in Fig. 3. It can be verified that both compression as well as strain leads to a lowering of the band gap with a parabolic dependence of  $c/c_0$ . In both cases, band inversion can be triggered if the change of the lattice constant  $c$  is reasonably large. For pure PbTe the band gap vanishes for the values  $c/c_0 \approx 0.96$  and  $c/c_0 \approx 1.045$ . By alloying, the band gap at the equilibrium changes ( $a = b = c = c_0$ ) and therefore the transition between inverted and noninverted band characteristic already occurs for smaller deformations. For a Pb concentration of 60%, the unstrained  $\text{Pb}_x\text{Sn}_{1-x}\text{Te}$  is metallic. Our results show that by applying tensile or uniaxial strain it is possible to induce an inverted band gap into the alloy.

This conclusion is in agreement with the study of Qian *et al.* who did a similar investigation for bulk SnTe [58]. Furthermore, they proposed that strained SnTe membranes can be used as frequency resolved infrared photodetectors. By choosing samples of  $\text{Pb}_x\text{Sn}_{1-x}\text{Te}$  and gradually changing the composition a comparable device can be constructed which is less fragile in comparison to thin SnTe membranes.

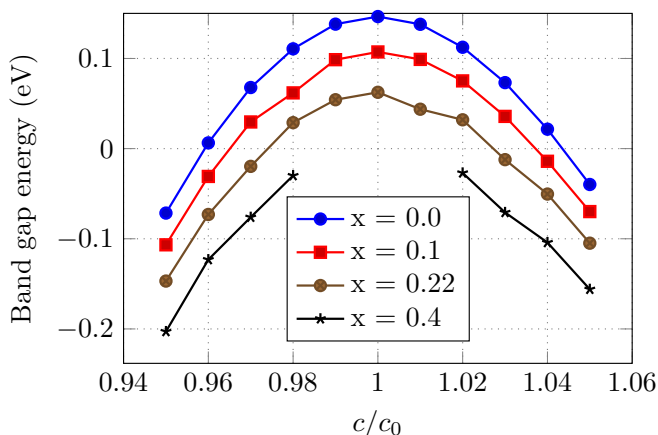


FIG. 3. (Color online) Band gap of  $\text{Pb}_{1-x}\text{Sn}_x\text{Te}$  as a function of  $c/c_0$  obtained from fully relativistic Green function calculations.

The Poisson's ratio ( $\gamma$ ) of both PbTe and SnTe are similar in values,  $\gamma_{\text{PbTe}} = 0.27$  [59] and  $\gamma_{\text{SnTe}} = 0.244$  (using data from Ref. [60]). Further, it has been reported that the elastic constants of  $\text{Pb}_{1-x}\text{Sn}_x\text{Te}$  alloy do not change significantly over change in concentration [61]. Hence, using an average value of Poisson's ratio ( $\gamma = 0.257$ ) and Eq. (3) with the values for  $B$  and  $B'$  as used in Sec. III B together with the relationship

$$\frac{\Delta V}{V_0} = \left[ \left( 1 - \frac{\Delta L}{L_0} \right)^{1-2\nu} - 1 \right], \quad (5)$$

where  $\Delta V/V_0$  and  $\Delta L/L_0$  are the relative change of volume and uniaxial length, we estimate that the pressure needed for achieving  $E_g = 0$  are 0.775 GPa, 0.674 GPa, 0.514 GPa, and 0.092 GPa for  $x = 0, 0.1, 0.22,$  and  $0.4,$  respectively ( $\Delta L/L_0 \approx \Delta c/c_0$  was approximated as 0.04, 0.035, 0.027, and 0.005 for  $x = 0, 0.1, 0.22,$  and  $0.4,$  respectively).

Two physical parameters, namely, strain and alloy composition, allow tuning the band gap and the spin texture of band edge states. Potential applications of this alloy lie in switching between a topological and a regular semiconductor by applying strain in spintronic devices. Furthermore, the effective strain can be controlled by choosing a proper composition of the alloy. Thus, besides the application as infrared photodetectors for a wide range of frequencies, the tuning of band inversion leads to exciting possibilities for novel functional devices such as spintronic switches.

## IV. CONCLUSIONS

We have studied the band inversion characteristics of  $\text{Pb}_{1-x}\text{Sn}_x\text{Te}$  using the relativistic KKR method combined with the CPA. In agreement with experiments it is found that an inversion of the band characteristic at the  $L$  point occurs for a lead concentration of 60%. By applying hydrostatic pressure or uniaxial strain, the band gap can be tuned as well. Whereas the change of the band gap is more or less linear close to the equilibrium lattice constants for hydrostatic pressure, the change of the band gap shows a parabolic behavior for the application of uniaxial strain. Hence, for the latter, band inversion can be obtained by either compressing or straining the sample along the crystallographic  $\vec{c}$  direction.

As a consequence, the application of strain or hydrostatic pressure to  $\text{Pb}_{1-x}\text{Sn}_x\text{Te}$  allows one to switch between a topological and a regular semiconductor. In this connection, the magnitude of the needed external pressure can be controlled by changing the composition of the alloy. Therefore,  $\text{Pb}_{1-x}\text{Sn}_x\text{Te}$  is a prominent candidate for the fabrication of topological switches.

## ACKNOWLEDGMENTS

The financial support from Deutsche Forschungsgemeinschaft through the framework of SFB762 "Functionality of Oxide Interfaces" and through the priority program SPP 1666 "Topological Insulators" is acknowledged. Lawrence Livermore National Laboratory is operated by Lawrence Livermore National Security, LLC, for the U.S. Department of Energy, National Nuclear Security Administration under Contract No. DE-AC52-07NA27344.

- [1] D. R. Khokhlov, I. I. Ivanchik, S. N. Raines, D. M. Watson, and J. L. Pipher, Performance and spectral response of  $\text{Pb}_{1-x}\text{Sn}_x\text{Te}(\text{In})$  far-infrared photodetectors, *Appl. Phys. Lett.* **76**, 2835 (2000).
- [2] A. Rogalski, Infrared detectors: status and trends, *Prog. Quantum Electron.* **27**, 59 (2003).
- [3] J. He, J. Xu, G. Liu, X. Tan, H. Shao, Z. Liu, J. Xu, J. Jiang, and H. Jiang, Enhanced power factor in the promising thermoelectric material  $\text{SnPb}_x\text{Te}$  prepared via zone-melting, *RSC Adv.* **5**, 59379 (2015).
- [4] G. J. Snyder and E. S. Toberer, Complex thermoelectric materials, *Nat. Mater.* **7**, 105 (2008).
- [5] A. V. Dmitriev and I. P. Zvyagin, Current trends in the physics of thermoelectric materials, *Phys.-Usp.* **53**, 789 (2010).
- [6] T. Story, C. H. W. Swüste, P. J. T. Eggenkamp, H. J. M. Swagten, and W. J. M. de Jonge, Electron Paramagnetic Resonance Knight Shift in Semimagnetic (Diluted Magnetic) Semiconductors, *Phys. Rev. Lett.* **77**, 2802 (1996).
- [7] A. J. Nadolny, J. Sadowski, B. Taliashvili, M. Arciszewska, W. Dobrowolski, V. Domukhovski, E. Łusakowska, A. Mycielski, V. Osinniy, T. Story, K. Świątek, R. R. Gałazka, and R. Diduszko, Carrier induced ferromagnetism in epitaxial  $\text{Sn}_{1-x}\text{Mn}_x\text{Te}$  layers, *J. Magn. Magn. Mater.* **248**, 134 (2002).
- [8] W. J. M. de Jonge and H. J. M. Swagten, Magnetic properties of diluted magnetic semiconductors, *J. Magn. Magn. Mater.* **100**, 322 (1991).
- [9] T. H. Hsieh, H. Lin, J. Liu, W. Duan, A. Bansil, and L. Fu, Topological crystalline insulators in the SnTe material class, *Nat. Commun.* **3**, 982 (2012).
- [10] Y. Tanaka, Z. Ren, T. Sato, K. Nakayama, S. Souma, T. Takahashi, K. Segawa, and Y. Ando, Experimental realization of a topological crystalline insulator in SnTe, *Nat. Phys.* **8**, 800 (2012).
- [11] G. Yang, J. Liu, L. Fu, W. Duan, and C. Liu, Weak topological insulators in  $\text{PbTe}/\text{SnTe}$  superlattices, *Phys. Rev. B* **89**, 085312 (2014).
- [12] R. Bernick and L. Kleinman, Energy bands, effective masses and  $g$ -factors of the lead salts and SnTe, *Solid State Commun.* **8**, 569 (1970).
- [13] J. O. Dimmock, I. Melngailis, and A. J. Strauss, Band Structure and Laser Action in  $\text{Pb}_x\text{Sn}_{1-x}\text{Te}$ , *Phys. Rev. Lett.* **16**, 1193 (1966).
- [14] S. O. Ferreira, E. Abramof, P. Motisuke, P. H. O. Rappl, H. Closs, A. Y. Ueta, C. Boschetti, and I. N. Bandeira, Band crossing evidence in  $\text{PbSnTe}$  observed by optical transmission measurements, *Br. J. Phys.* **29**, 771 (1999).
- [15] C. M. Misra and G. S. Tripathi, Magnetic properties of PbTe and  $\text{Pb}_{1-x}\text{Sn}_x\text{Te}$ , *Phys. Rev. B* **40**, 11168 (1989).
- [16] R. L. Hota and G. S. Tripathi, Theory of effective  $g$ -factors in ternary semiconductors: application to  $\text{Pb}_{1-x}\text{Sn}_x\text{Te}$ , *J. Phys.: Condens. Matter* **3**, 6299 (1991).
- [17] S. Safaei, P. Kacman, and R. Buczko, Topological crystalline insulator (Pb,Sn)Te: Surface states and their spin polarization, *Phys. Rev. B* **88**, 045305 (2013).
- [18] T. Rauch, M. Flieger, J. Henk, and I. Mertig, Nontrivial interface states confined between two topological insulators, *Phys. Rev. B* **88**, 245120 (2013).
- [19] X. Gao and M. S. Daw, Investigation of band inversion in (Pb,Sn)Te alloys using *ab initio* calculations, *Phys. Rev. B* **77**, 033103 (2008).
- [20] A. Zunger, S.-H. Wei, L. G. Ferreira, and J. E. Bernard, Special Quasirandom Structures, *Phys. Rev. Lett.* **65**, 353 (1990).
- [21] S.-H. Wei, L. G. Ferreira, J. E. Bernard, and A. Zunger, Electronic properties of random alloys: Special quasirandom structures, *Phys. Rev. B* **42**, 9622 (1990).
- [22] W. M. Temmerman, B. L. Gyorffy, and G. M. Stocks, The atomic sphere approximation to the KKR-CPA: electronic structure of paramagnetic  $\text{Cu}_c\text{Ni}_{1-c}$  alloys, *J. Phys. F: Met. Phys.* **8**, 2461 (1978).
- [23] J. S. Faulkner and G. M. Stocks, Calculating properties with the coherent-potential approximation, *Phys. Rev. B* **21**, 3222 (1980).
- [24] H. Ebert, D. Ködderitzsch, and J. Minár, Calculating condensed matter properties using the KKR-Green's function method - recent developments and applications, *Rep. Prog. Phys.* **74**, 096501 (2011).
- [25] P. Hohenberg and W. Kohn, Inhomogeneous electron gas, *Phys. Rev.* **136**, B864 (1964).
- [26] W. Kohn and L. J. Sham, Self-consistent equations including exchange and correlation effects, *Phys. Rev.* **140**, A1133 (1965).
- [27] A. Ernst, Multiple-scattering theory: new developments and applications, Habilitation thesis, Martin Luther University, Halle-Wittenberg, 2007.
- [28] M. Lüders, A. Ernst, W. Temmerman, Z. Szotek, and P. Durham, *Ab initio* angle-resolved photoemission in multiple-scattering formulation, *J. Phys.: Condens. Matter* **13**, 8587 (2001).
- [29] D. D. Koelling and B. N. Harmon, A technique for relativistic spin-polarised calculations, *J. Phys. C: Solid State Phys.* **10**, 3107 (1977).
- [30] T. Takeda, The scalar relativistic approximation, *Z. Phys. B: Condens. Matter* **32**, 43 (1978).
- [31] M. A. L. Marques, M. J. T. Oliveira, and T. Burnus, LIBXC: A library of exchange and correlation functionals for density functional theory, *Comput. Phys. Commun.* **183**, 2272 (2012).
- [32] J. P. Perdew, K. Burke, and M. Ernzerhof, Generalized Gradient Approximation Made Simple, *Phys. Rev. Lett.* **77**, 3865 (1996).
- [33] P. Soven, Coherent-potential model of substitutional disordered alloys, *Phys. Rev.* **156**, 809 (1967).
- [34] B. Velický, S. Kirkpatrick, and H. Ehrenreich, Single-site approximations in the electronic theory of simple binary alloys, *Phys. Rev.* **175**, 747 (1968).
- [35] B. L. Gyorffy, Coherent-potential approximation for a nonoverlapping-muffin-tin-potential model of random substitutional alloys, *Phys. Rev. B* **5**, 2382 (1972).
- [36] M. Geilhufe, S. Achilles, M. A. Kbis, M. Arnold, I. Mertig, W. Hergert, and A. Ernst, Numerical solution of the relativistic single-site scattering problem for the Coulomb and the Mathieu potential, *J. Phys.: Condens. Matter* **27**, 435202 (2015).
- [37] L. Vegard, Die konstitution der mischkristalle und die raumfüllung der atome, *Z. Phys.* **5**, 17 (1921).
- [38] A. N. Mariano and K. L. Chopra, Polymorphism in some IV-VI compounds induced by high pressure and thin-film epitaxial growth, *Appl. Phys. Lett.* **10**, 282 (1967).
- [39] R. Dalven, A review of the semiconductor properties of PbTe, PbSe, PbS and PbO, *Infrared Phys.* **9**, 141 (1969).
- [40] Y. W. Tung and M. L. Cohen, Relativistic band structure and electronic properties of SnTe, GeTe, and PbTe, *Phys. Rev.* **180**, 823 (1969).

- [41] Y. W. Tung and M. L. Cohen, Relativistic band structure and electronic properties of SnTe, GeTe, and PbTe (errata), *Phys. Rev. B* **2**, 1216 (1970).
- [42] S. Rabii, Energy-band structure and electronic properties of SnTe, *Phys. Rev.* **182**, 821 (1969).
- [43] G. M. T. Foley and D. N. Langenberg, Electronic structure of PbTe near the band gap, *Phys. Rev. B* **15**, 4850 (1977).
- [44] R. Tsu, W. E. Howard, and L. Esaki, Optical and electrical properties and band structure of GeTe and SnTe, *Phys. Rev.* **172**, 779 (1968).
- [45] W. Scanlon, Recent advances in the optical and electronic properties of PbS, PbSe, PbTe and their alloys, *J. Phys. Chem. Solids* **8**, 423 (1959).
- [46] T. Hühne, C. Zecha, H. Ebert, P. H. Dederichs, and R. Zeller, Full-potential spin-polarized relativistic Korringa-Kohn-Rostoker method implemented and applied to bcc Fe, fcc Co, and fcc Ni, *Phys. Rev. B* **58**, 10236 (1998).
- [47] H. Yusheng and A. D. C. Grassie, The electronic band structure of  $\text{Pb}_{1-x}\text{Sn}_x\text{Te}$  alloys. I. Cubic and rhombohedral phase at 4.2K, *J. Phys. F: Met. Phys.* **15**, 317 (1985).
- [48] H. Yusheng and A. D. C. Grassie, The electronic band structure of  $\text{Pb}_{1-x}\text{Sn}_x\text{Te}$  alloys. II. Temperature dependence through the structural and band inversion transitions, *J. Phys. F: Met. Phys.* **15**, 337 (1985).
- [49] H. Yusheng and A. D. C. Grassie, The electronic band structure of  $\text{Pb}_{1-x}\text{Sn}_x\text{Te}$  alloys. III. Implications for the Fermi surface of SnTe, *J. Phys. F: Met. Phys.* **15**, 363 (1985).
- [50] MATHEMATICA 10.0, Wolfram Research, Inc., 2014.
- [51] A. Ishida, T. Tsuchiya, T. Yamada, D. Cao, S. Takaoka, M. Rahim, F. Felder, and H. Zogg, Electrical and optical properties of SnEuTe and SnSrTe films, *J. Appl. Phys.* **107**, 123708 (2010).
- [52] J. R. Dixon and R. F. Bis, Band inversion and the electrical properties of  $\text{Pb}_x\text{Sn}_{1-x}\text{Te}$ , *Phys. Rev.* **176**, 942 (1968).
- [53] Y. L. Yang, Elastic moduli and band gap of PbTe under pressure: *ab initio* study, *Mater. Sci. Technol.* **28**, 1308 (2012).
- [54] S. V. Ovsyannikov, V. V. Shchennikov, A. Y. Manakov, A. Y. Likhacheva, Y. S. Ponosov, V. E. Mogilenskikh, A. P. Vokhmyanin, A. I. Ancharov, and E. P. Skipetrov, Unusual B1-B2 transition in PbSe under high pressure: evidence for two intermediate phases; transport, structural, and optical properties, *Phys. Status Solidi B* **246**, 615 (2009).
- [55] P. Barone, T. Rauch, D. Di Sante, J. Henk, I. Mertig, and S. Picozzi, Pressure-induced topological phase transitions in rocksalt chalcogenides, *Phys. Rev. B* **88**, 045207 (2013).
- [56] G. Wexler and G. J. Morgan, The effect of alloying on the energy gap of a semiconductor: Calculations for  $\text{Pb}_{1-x}\text{Sn}_x\text{Te}$  and  $\text{Pb}_{1-x}\text{Ge}_x\text{Te}$ , *Phys. Status Solidi B* **49**, 817 (1972).
- [57] T. Radzyński and A. Łusakowski, Influence of spin-orbit interaction on band structure and elastic properties of PbTe, *Acta Phys. Pol. A* **116**, 0954 (2009).
- [58] X. Qian, L. Fu, and J. Li, Topological crystalline insulator nanomembrane with strain-tunable band gap, *Nano Res.* **8**, 967 (2015).
- [59] B. Houston, R. E. Strakna, and H. S. Belson, Elastic constants, thermal expansion, and Debye temperature of lead telluride, *J. Appl. Phys.* **39**, 3913 (1968).
- [60] R. D. Schmidt, E. D. Case, J. E. Ni, R. M. Trejo, E. Lara-Curzio, R. J. Korkosz, and M. G. Kanatzidis, High-temperature elastic moduli of thermoelectric  $\text{SnTe}_{1\pm x} - y\text{SiC}$  nanoparticulate composites, *J. Mater. Sci.* **48**, 8244 (2013).
- [61] T. Seddon, S. C. Gupta, C. Isci, and G. A. Saunders, The elastic constants of IV-VI compound alloys, *J. Mater. Sci.* **11**, 1756 (1976).